

NOME: _____ DATA: ____/____/____

CONTANDO COM A COELHINHA




✦ VAMOS ESCREVER O NÚMERO 1?

1	1	1	1	1

@DICAS DE ATIVIDADES


✦ PINTA 1 QUADRADO:

✦ CIRCULE O NÚMERO 1:



NOME: _____ DATA: ____/____/____

CONTANDO COM A COELHINHA



1





UM

✦ VAMOS ESCREVER O NOME DO NÚMERO 1?

UM	UM	UM	UM	UM


@DICAS DE ATIVIDADES

✦ PINTAR SOMENTE OS QUADROS COM 1 ELEMENTO:



NOME: _____ DATA: ____/____/____

CONTANDO COM A COELHINHA



2





DOIS

✦ **VAMOS ESCREVER O NOME DO NÚMERO 2?**

DOIS	DOIS	DOIS	DOIS	DOIS


@DICAS DE ATIVIDADES

✦ **PINTE SOMENTE OS QUADROS COM 2 ELEMENTOS:**



NOME: _____ DATA: ____/____/____

CONTANDO COM A COELHINHA



✦ VAMOS ESCREVER O NÚMERO 2?

2	2	2	2	2

@DICAS DE ATIVIDADES

✦ PINTE 2 QUADRADOS:

✦ CIRCULE O NÚMERO 2

0 3 2 1

2 1 5 /

1 4 7 5 2

A simple line drawing of a carrot with three leaves on top.

NOME: _____ DATA: ____/____/____

CONTANDO COM A COELHINHA



✦ VAMOS ESCREVER O NÚMERO 3?

3	3	3	3	3

@DICAS DE ATIVIDADES


✦ PINTAR 3 QUADRADOS:

✦ CIRCULAR O NÚMERO 3

A rounded rectangular box containing various numbers and a carrot. The numbers are: 3, 3, 6, 9, 2, 3, 5, 8, 1, 4, 7, 3, 8. A carrot is on the right side.

NOME: _____ DATA: ____/____/____

CONTANDO COM A COELHINHA



3





TRÊS

✦ VAMOS ESCREVER O NOME DO NÚMERO 3?

TRÊS	TRÊS	TRÊS	TRÊS	TRÊS


@DICAS DE ATIVIDADES

✦ PINTE SOMENTE OS QUADROS COM 3 ELEMENTOS:



NOME: _____ DATA: ____/____/____

CONTANDO COM A COELHINHA



✦ VAMOS ESCREVER O NÚMERO 4?

4	4	4	4	4

@DICAS DE ATIVIDADES

✦ PINTE 4 QUADRADOS:


✦ CIRCULE O NÚMERO 4:

0 4 6 1
2 1 4
4 8 /
4 7 5 8

A simple line drawing of a carrot with three leaves on top.

NOME: _____ DATA: ____/____/____

CONTANDO COM A COELHINHA



4





QUATRO

✦ VAMOS ESCREVER O NOME DO NÚMERO 4?

QUATRO	QUATRO	QUATRO	QUATRO	QUATRO

@DICAS DE ATIVIDADES

✦ PINTAR SOMENTE OS QUADROS COM 4 ELEMENTOS:



NOME: _____ DATA: ____/____/____

CONTANDO COM A COELHINHA



✦ VAMOS ESCREVER O NÚMERO 5?

5	5	5	5	5

@DICAS DE ATIVIDADES

✦ PINTA 5 QUADRADOS:

✦ CIRCULE O NÚMERO 5:

A rounded rectangular box containing various numbers: 0, 3, 6, 1, 2, 5, 8, 1, 1, 4, 7, 5, 5. A carrot is also present on the right side of the box.

NOME: _____ DATA: ____/____/____

CONTANDO COM A COELHINHA



5





CINCO

✦ VAMOS ESCREVER O NOME DO NÚMERO 5?

CINCO	CINCO	CINCO	CINCO	CINCO


@DICAS DE ATIVIDADES

✦ PINTAR SOMENTE OS QUADROS COM 5 ELEMENTOS:



NOME: _____ DATA: ____/____/____

CONTANDO COM A COELHINHA



✦ VAMOS ESCREVER O NÚMERO 6?

6	6	6	6	6

@DICAS DE ATIVIDADES

✦ PINTE 6 QUADRADOS:

✦ CIRCULE O NÚMERO 6:

0 3 6 6


6 1 5 6

1 4 7 5 8

A simple line drawing of a carrot with a leafy top.

NOME: _____ DATA: ____/____/____

CONTANDO COM A COELHINHA



6





SEIS

✦ VAMOS ESCREVER O NOME DO NÚMERO 6?

SEIS	SEIS	SEIS	SEIS	SEIS


@DICAS DE ATIVIDADES

✦ PINTE SOMENTE OS QUADROS COM 6 ELEMENTOS:



NOME: _____ DATA: ____/____/____

CONTANDO COM A COELHINHA



✦ VAMOS ESCREVER O NÚMERO 7?

7	7	7	7	7

@DICAS DE ATIVIDADES

✦ PINTE 7 QUADRADOS:

✦ CIRCULE O NÚMERO 7:

0 3 6 1

2 1 5


1 8 /

4 7 5 8

A simple line drawing of a carrot with a leafy top.

NOME: _____ DATA: ____/____/____

CONTANDO COM A COELHINHA



7


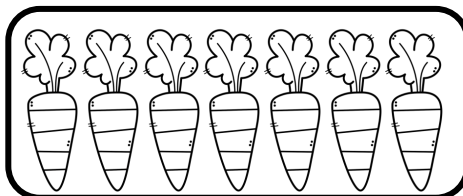


SETE

✦ VAMOS ESCREVER O NOME DO NÚMERO 7?

SETE	SETE	SETE	SETE	SETE


@DICAS DE ATIVIDADES

✦ PINTE SOMENTE OS QUADROS COM 7 ELEMENTOS:



NOME: _____ DATA: ____/____/____

CONTANDO COM A COELHINHA



✦ VAMOS ESCREVER O NÚMERO 8?

8	8	8	8	8

@DICAS DE ATIVIDADES

✦ PINTAR 8 QUADRADOS:

✦ CIRCULAR O NÚMERO 8:

0 3 6 1

2 1 5


1 8 /

4 7 5 8

A simple line drawing of a carrot with a leafy top.

NOME: _____ DATA: ____/____/____

CONTANDO COM A COELHINHA



8





OITO

✦ VAMOS ESCREVER O NOME DO NÚMERO 8?

OITO	OITO	OITO	OITO	OITO


@DICAS DE ATIVIDADES

✦ PINTe SOMENTE OS QUADROS COM 8 ELEMENTOS:



NOME: _____ DATA: ____/____/____

CONTANDO COM A COELHINHA



✦ VAMOS ESCREVER O NÚMERO 9?

9	9	9	9	9

@DICAS DE ATIVIDADES


✦ PINTE 9 QUADRADOS:

✦ CIRCULE O NÚMERO 9:

A rounded rectangular box containing various numbers and a carrot. The numbers are: 0, 9, 6, 1, 2, 1, 8, 9, 9, 5, 8, 9, 4, 9, 5, 8. A carrot is on the right side.

NOME: _____ DATA: ____/____/____

CONTANDO COM A COELHINHA



9



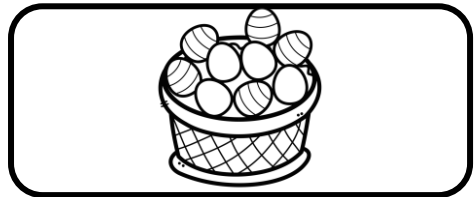

NOVE

✦ VAMOS ESCREVER O NOME DO NÚMERO 9?

NOVE	NOVE	NOVE	NOVE	NOVE


@DICAS DE ATIVIDADES

✦ PINTe SOMENTE OS QUADROS COM 9 ELEMENTOS:



NOME: _____ DATA: ____/____/____

CONTANDO COM A COELHINHA



✦ VAMOS ESCREVER O NÚMERO 10?

10	10	10	10	10

@DICAS DE ATIVIDADES

✦ PINTE 10 QUADRADOS:


✦ CIRCULE O NÚMERO 10:

10 9 6 1
2 1 9 /
9 10 5 10

A simple line drawing of a carrot with a leafy top.

NOME: _____ DATA: ____/____/____

CONTANDO COM A COELHINHA



10





DEZ

✦ VAMOS ESCREVER O NOME DO NÚMERO 10?

DEZ	DEZ	DEZ	DEZ	DEZ

@DICAS DE ATIVIDADES

✦ PINTE SOMENTE OS QUADROS COM 10 ELEMENTOS:



TERMOS DE USO

ESTE MATERIAL FOI ELABORADO PELA PROFESSORA ELAINE REGINA E SUA UTILIZAÇÃO É APENAS PARA USO PESSOAL. PROFESSORES E PAIS PODEM IMPRIMIR PARA UTILIZAR EM SALA DE AULA, COM SEUS ALUNOS, OU EM CASA COM SEUS FILHOS.

NÃO É PERMITIDO O USO COMERCIAL DESTES MATERIAIS.

MATERIAL PROTEGIDO PELOS DIREITOS AUTORAIS CONFORME A LEI Nº 9.610, DE 19 DE FEVEREIRO DE 1998.

IMAGENS

